


ENGLISH IN ACTION WORKBOOK

LEVEL - 1
FOR
CLASS III



Prepared by: I.M.D.C.

DIRECTORATE OF PRIMARY EDUCATION N.W.F.P.
HAYATABAD PESHAWAR.

1. Write:

A A
ā ā

B B
b b



Aslam



Bano

2. Read and write.

A s l a m
A s l a m

B a n o
B a n o

3. Write the first letters in the blanks.



slam




ano


1. Write:

C C
c c

D D
d d



cat




dog

2. Read and write.


c a t
c a t

d o g
d o g

3. Write the first letters in the blanks.



___ at




___ og

1. Write:

E E
e e

F F
f f



_____ eye




_____ fan

2. Read and write.


e y e
e y e

f a n
f a n

3. Write the first letters in the blanks.



_____ ye





_____ an

1. Write:

G G
g g

H H
h h



goat



hen

2. Read and write.

g o a t
g o a t

h e n
h e n

3. Write the first letters in the blanks.



oat

en

1. Write:

I I

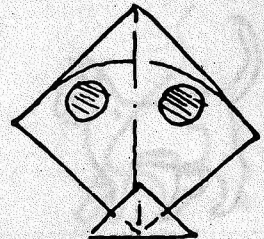


i i

J J

j j

K K

k k



inkpot

jug

kite

2. Read and write.

inkpot

jug

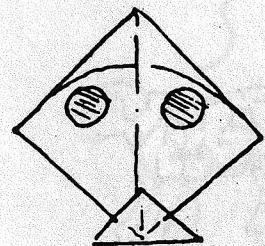

kite

inkpot

jug

kite

3. Write the first letters in the blanks.



nkpot

ug


ite

1. Read and touch the letters.


A B C D E F G H I J

a b c d e f g h i j

2. Write the first letters in the blanks.



_____ at



_____ oat



_____ ug

3. Read and write.

apple

eye


kite

apple


eye

kite

4. Write the first letters in the blanks.



_____ og




_____ en



_____ an

1. Write:

L L l l
M M m m
N N n n



leg



man



nose

2. Read and write.

leg man nose
leg man nose

3. Write the first letters in the blanks.



eg



an



ose

1. Write:

O O

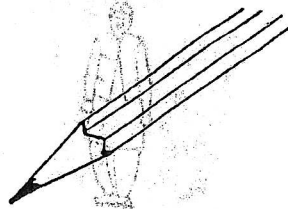

o o

P P

p p

Q Q

q q



orange

pencil

queen

2. Read and write.

orange

pencil

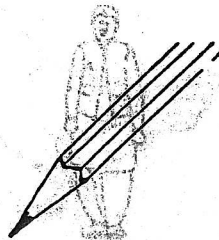

queen

orange

pencil

queen

3. Write the first letters in the blanks.



orange

pencil

queen

1. Write:

R R



r r

S S

s s

T T

t t



radio

star

toes

2. Read and write.

radio

star



toes

radio

star

toes

3. Write the first letters in the blanks.





adio

tar

oes

1. Write:

U U u u
V V v v
W W w w



uniform



vest

watch

2. Read and write.

uniform vest watch
uniform vest watch
uniform vest watch

3. Write the first letters in the blanks.



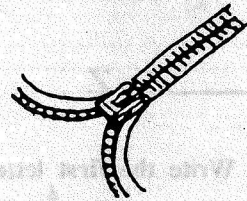
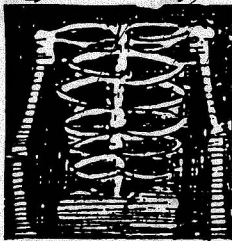
niform

est

atch

1. Write:

X X x x
Y Y y y
Z Z z z



x-ray

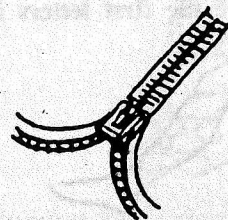
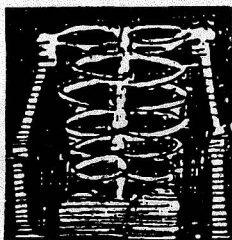
Yasmeen

zip

2. Read and write.

x-ray Yasmeen zip
x-ray Yasmeen zip

3. Write the first letters in the blanks.




___ ray ___ asmeen ___ ip

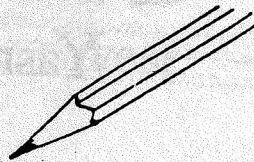
1. Write the missing letters in the blanks.

a b _____ d e f _____ h
i j _____ l m n _____ p
q _____ s t _____ v w x
_____ z


2. Write the first letters in the blanks.



_____ adio



_____ encil



_____ oat

3. Read and write.

apple

man

dog

apple


man

dog

4. Write the first letters in the blanks.



_____ eg




_____ ye



_____ oes

Touch the pictures :

1.




2.



3.



4.



2. Read and write.

girl

girl

girl






boy

boy

boy



3. Write the first letters in the blanks.






___us

___ow

___og

___aby

1. Read and write.



radio

board

pencil

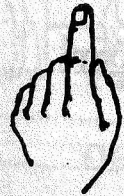
radio

board

pencil

point up

point up



point up

point down

point down



point down

1. Touch the letters.

a b c d e f g h i
j k l m n o p q r
s t u v w x y z


2. Read and write.



That is a baby.




That is a cat.



That is a cock.



That is a hen.



1. Touch the letters.

a b c d e f g h i
j k l m n o p q r
s t u v w x y z

2. Read and write.

stand up



stand up

stand up

stand up

sit down



sit down

sit down

sit down

1. Read and write.



clap



snap

My name is Aslam.

My name is Aslam.



My name is Bano.

My name is Bano.



2. Write the first letters



_____ lap




_____ nap

1. Write the first letters




us




og



oat



at



en

2. Read and write.




Wake up

Wake up

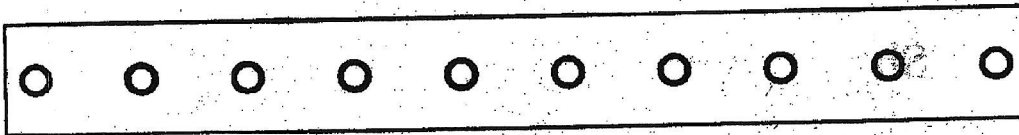
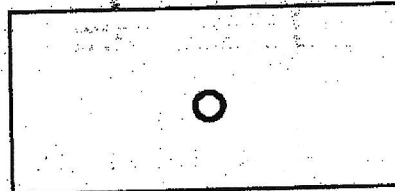
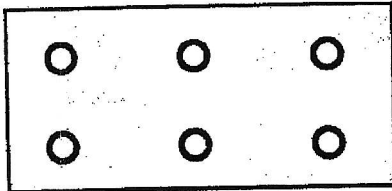

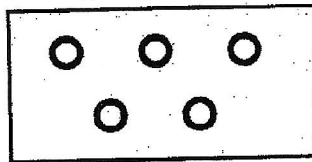
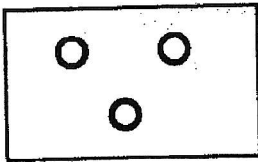
Wake up

Wake up


1. Touch the numbers.




2. Touch, count and write the numbers.



1. Read and write.



hen



sheep

hen

sheep

I am standing

I am standing




2. Write the letters.


Sh

Sh

Read and write.



hen



sheep

hen


sheep

I am sitting.




I am sitting.

Write the first letters.



en



eep

1. Read and write.



head



nose

head

nose

You are standing



You are standing

2. Write the first letters.



ead



ose

1. Read and write.



hand

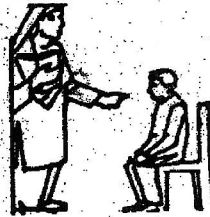


toes

hand

toes

I am sitting.



I am sitting.

2. Write the first letters.

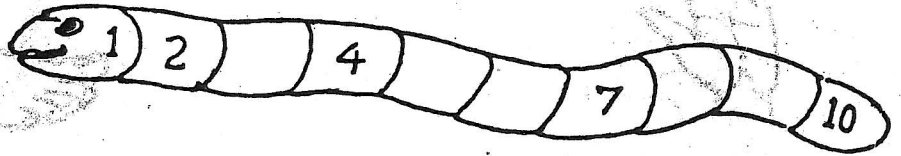


and





oes

1. Write the missing numbers.



2. Read and write the first letters in the blanks.



hen

sheep

en

eeep







2. Read and write.

I am standing

I am standing



1. Touch the Pictures.



2. Read and write.

bus

bell

cow

dog

girl

boy

ball


baby

cat

cock

hen

1. Read and write.



head

head

Touch your head.

Touch your head.



2. Write the first letter.



ead


Read and write.



.....
..... nose

.....
..... nose

Touch your nose.



Touch your nose.

Write the first letters.



.....
..... ead



.....
..... ose

1. Read and write.



hand
hand
hand
hand

Touch your hand.

Touch your hand.



2. Write the first letters.



ose

ead

and


1. Read and write.



toes
toes

Touch your toes.

Touch your toes.



2. Write the first letters.




and

ose



oes

ead


1. Join the letters.





2. Count and write the number.



3. Write the first letters.



_____ ead _____ ose _____ and _____ oes



_____ en _____ eep

1. Write the letters.

cl cl

st st

2. Read and write.



clapping

standing

sitting

clapping

standing

sitting

2. Write and match with the picture

Are you clapping ?

Are you standing ?

Are you sitting ?



4. Write the first letters in the blanks.



_____apping

_____anding


_____itting

1. Write the letters.

tr tr

tr tr

2. Read and write.



bird

water

train

bird

water

train

3. Write and match with the picture

I am clapping.

I am standing.

I am sitting.



4. Write the first letters in the blanks.



ird

ain

ater

1. Write the letters.

cl cl

sn sn

st st

2. Read and write.



clapping

snapping

standing

clapping

snapping

standing

3. Write and match with the picture

Am I clapping ?

Am I snapping ?

Am I standing ?



4. Write the first letters in the blanks.





___ apping

___ anding

___ apping

2. Read and write.



barking

mooing

barking

mooing

3. Write and match with the picture


The dog is barking.

The cow is mooing.

The goat is bleating.



4. Write the first letters in the blanks.




_____arking

_____ooing

1. Write the letters.

cr cr

2. Read and write.



mewing

mewing




crying

crying

3. Write and match with the pictures.


a) The cat is mewing.

The dog is barking.




b) The baby is crying.

The goat is bleating.



4. Write the first letters in the blanks.




_____ ewing



_____ ying

1. Write the first letters in the blanks.



_____ ird _____ ater _____ us _____ ell



_____ apping _____ apping

2. Read, write and match with the picture

a) That is a bird.



That is a train.

That is water.


b) The baby is crying.




The dog is barking.

The cow is mooing.

3. Count and write the number in the blanks.



1. Read and write.



crow



pigeon

crow

pigeon

2. Write and match with the picture.

That is a crow.


That is a crow.

That is a pigeon.


That is a pigeon.



3. Write the first letters in the blanks.




ow



igeon

1. Read and write.



parrot

duck

parrot

duck

2. Write and match with the picture

That is a parrot.

That is a parrot.

That is a duck.

That is a duck.



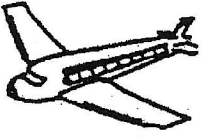
3. Write the first letters in the blanks.



___ arrot

___ uck

1. Read and write.



aeroplane

bird

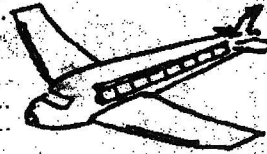
aeroplane

bird

2. Write and match with the picture

That is an aeroplane.

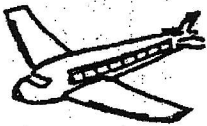
That is an aeroplane.



That is a bird.

That is a bird.



3. Write the first letters in the blanks.



eroplane

ird

1. Read and write.



window

door

window

door

2. Write and match with the picture

Point to the window.

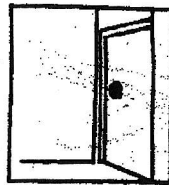

Point to the window.

Point to the door.

Point to the door.



3. Write the first letters in the blanks.




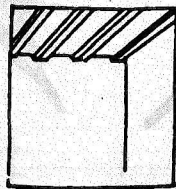
_____indow

_____oor

1. Write the letters.

f l f l

2. Read and write.



ceiling floor

ceiling floor


3. Read, write and match with the picture

Point to the ceiling.



Point to the ceiling.

Point to the floor.

Point to the floor.



4. Write the first letters in the blanks.




_____ eiling _____ oor

1. Write the first letters in the blanks.



_____ igeon



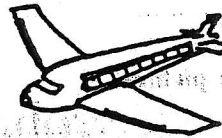
_____ arrot




_____ uck



_____ ird



_____ eroplane



_____ oor

2. Read, write and match with the pictures.

a) That is a crow.

That is a bird.


That is a duck.




b) Point to the window.

Point to the door.

Point to the ceiling.



1. Read and write.



parrot



duck

parrot

duck

2. Write and match with the picture

He is a boy.


He is a boy.

She is a girl.

She is a girl.



3. Write the first letters in the blanks.



___ arrot



___ uck

1. Read and write.



on

duck

under

bird

on

duck

under

bird

2. Write and match with the picture

Put your hands on your knees.


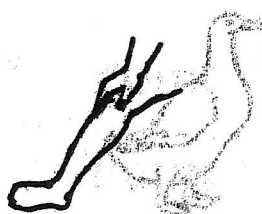
Put your hands on your knees.

Put your hands under your knees.

Put your hands under your knees.



3. Write the first letters in the blanks.



n

nder

1. Write the letters.

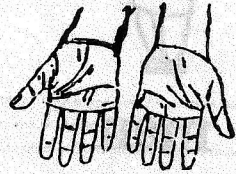
kn kn

2. Read and write.



knees

knees



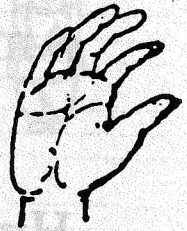
hands

hands

3. Read, write and match with the picture

Point to the knees.

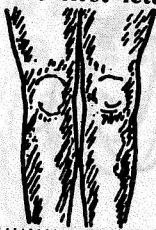
Point to the knees.



Point to the hand.

Point to the hand.

4. Write the first letters in the blanks.



ees



ands

1. Read and write.



man



woman

man

woman

2. Write and match with the picture.

Amir is a man.

Amir is a man.



Hina is a woman.

Hina is a woman.

3. Write the first letters in the blanks.



_____ an



_____ oman

1. Read and write.



boy



girl

boy

girl

2. Write and match with the picture

What is that ?

That is a boy.



What is that ?

That is a girl.



3. Write the first letters in the blanks.



oy



irl

1. Write the first letter in the blanks.



an

oman

oy

irl



ees

ands

n

nder

2. Read, write and match with the pictures.

a) Put your hands on your knees.

Put your hands under your knees.



b) He is a boy.

She is a girl.



c) Amir is a man.

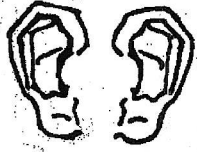
Hina is a woman.



Read and write.



chin



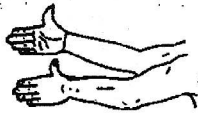
ears



eyes



legs



arms



fingers

Write and match with the picture

These are my fingers

These are my legs

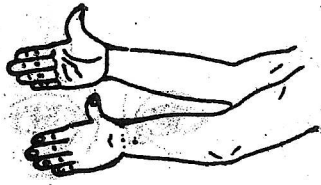


Write the letters.

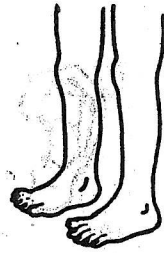
ch

ch

1. Read and write.



arms



legs

arms

legs

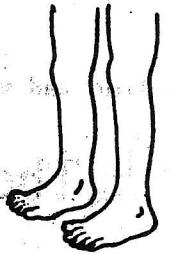
2. Write and match with the picture.

These are my arms.

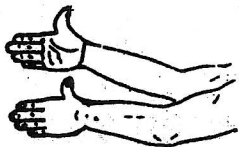
These are my arms.

Those are your legs.

Those are your legs.



3. Write the first letters in the blanks.




_____rms

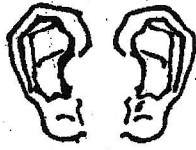


_____egs

1. Read and write.



eyes



ears


eyes

ears

2. Write and match with the picture

These are eyes.


These are eyes.



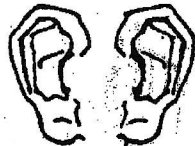
Those are ears.

Those are ears.

3. Write the first letters in the blanks.



— yes



— ars

1. Read and write.



finger

chin

finger

chin

2. Write and match with the picture.

Point to the finger.

Point to the finger.

Point to the chin.

Point to the chin.




3. Write the first letters in the blanks.



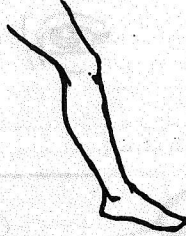
_____inger

_____in

1. Read and write.



eyes



leg

eyes

leg

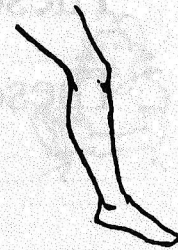
2. Write and match with the picture

These are my eyes.

These are my eyes.

This is my leg.


This is my leg.



3. Write the first letters in the blanks.

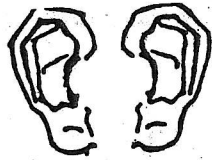


_____ eyes




_____ leg

1. Write the first letters in the blanks.



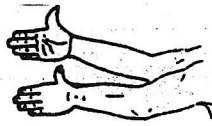
ars



yes



egs



rms



ingers



in

2. Read, write and match with the pictures.

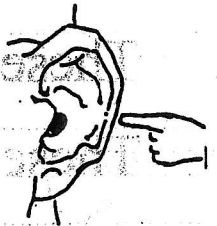
a)

These are my fingers.

These are my fingers.

That is your ear.

That is your ear.



b)

This is my chin.


Those are your eyes.



1. Write the letters.

wh wh

2. Read and write.



book

pencil

whistle

bell

3. Read, write and match with the pictures:

It is her book.

It is her book.





It is his pencil.

It is his pencil.



4. Write the first letters in the blanks.



___ ook

___ encil



___ istle

___ ell

1. Write the letters.

bl bl

2. Read and write.



feet blackboard horse


3. Read, write and match with the picture

The blackboard is here.



The blackboard is here.

The horse is there.

The horse is there.



4. Write the first letters in the blanks.




feet blackboard horse



bell

bell



ell.

bell.



ell

in the blanks.




istle

1. Read and write.



book



blackboard

book

blackboard

2. Write and match with the picture

That is his book.

That is his book.

That is her book.


That is her book.



3. Write the first letters in the blanks.



___ook




___ackboard

1. Write the letters.


wh wh

2. Read and write.



whistle

whistle




bell

bell

3. Read, write and match with the picture

Here is a whistle.


Here is a whistle.




There is a bell.

There is a bell.

4. Write the first letters in the blanks.




___istle



___ell

1. Read and write.



book

blackboard

book

blackboard

2. Write and match with the picture

That is his book.


That is his book.

That is her book.

That is her book.




3. Write the first letters in the blanks.



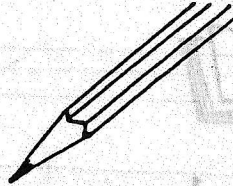
___ook

___ackboard

1. Read and write.



horse



pencil

horse

pencil

2. Write and match with the picture

Here is a horse.


Here is a horse.

That is her pencil.

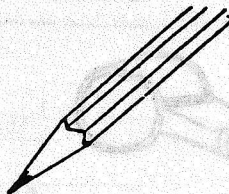
That is her pencil.



3. Write the first letters in the blanks.



orse



encil


1. Write the first letters in the blanks.



_____ ook



_____ ell



_____ orse



_____ eet

2. Write and match with the picture


a) It is her book.

It is his pencil.



b) The blackboard is here.


The horse is there.



3. Write the first letters in the blanks.



_____ istle



_____ ackboard

1. Read and write:

ch

ck

2. Read, write and match with the pictures:

Pick up a piece of chalk.



Pick up the book.



Pick up the pencil.


3. Fill in the blanks:

Pi__ up a piece of __alk.



1. Read and write.

ing



touching

counting

pointing



2. Answer the questions.

What is she doing?



What is he doing?



3. Answer the question using "counting".

What is he doing?

1 2 3 4



1. Read and write:

Today

today

2. Read, write and match with the pictures:

Asif is here today.



Aslam is not here today.


Amir is not here today.



Bano is here today.

3. Fill in the blanks:

Bano is here _____.



ringing




crying




crowing

1. Read, write and match with the pictures:

The bell is ringing.



The cock is crowing.



2. Fill in the blanks:

The baby is _____.



Use the words in the box to complete the sentences:

Asif is here _____

here, today

Bano is _____ today.

here, today

Child number 1 is _____

standing, stand

We are _____

point, pointing

_____ your nose.

Point, Touch


_____ up the pencil.

Pick, Touch

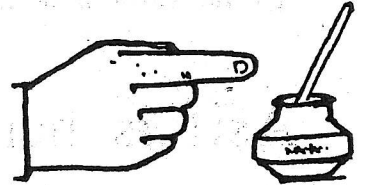
1. Fill in the blanks with "ing"



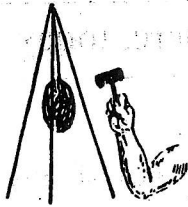
stand _____



touch _____




point _____



ring _____



count _____



crow _____

2. Double the last letter before adding "ing".

sit sitting

snap _____

clap _____

3. Double the last letter before adding "ing"



clap _____



sit _____



snap _____



walking

1. Read write and match with the pictures:

I am walking.

She is walking.

He is walking.

They are walking.



2. Fill in the blanks with clapping or snapping:

She is _____.

He is _____.

1. Read and write:

her

his


2. Read, write and match with the pictures:

It's her cat.



It's his bus.

It's his dog.



It's his bell.


the first letters:



slam



ano



at.

words in the box to complete the sentences:

1, fingers, nose, toes,

is my _____

se are my _____

is your _____

se are your _____




te the sentences using:

her

cat.

dog.



1. Answer the questions:

What is he doing?

walking, standing



What is she doing?

snapping, clapping



2. Complete the sentences using:

her, his

It's _____ book.



It's _____ pencil.




3. write: " here, there "

The pencil is _____.




The blackboard is _____.



1. Fill in the blanks with: "crying, ringing, crowing".

The bell is _____



The cock is _____



The baby is _____



2. Fill in the blanks:

It's my _____

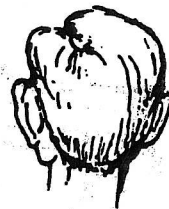


These are my _____



3. Answer the question:

What is this? _____

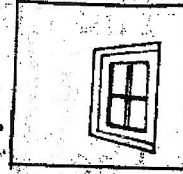


This is my _____


1. Complete the sentences using: "door, ceiling, window, floor".




Point to the _____.




Point to the _____.



Point to the _____.




Point to the _____.




2. Answer the question:


What is he doing?



1. Read and write:



lion




horse

2. Read, Write and match with the picture:

The horse is neighing.




The lion is roaring.



3. Write the words in the blanks:



Blank box for writing the word 'lion'.




Blank box for writing the word 'horse'.

1. Read and write:

ph

gh



elephant



laughing

2. Read, write and match with the picture:

The elephant is walking.

The man is laughing.



3. Write a word for each letter:


d:

e:


f:

1. Read, write and match with the pictures:


They are eating grass.



The cow is eating grass.




Grass is green.



2. Write: " This or That ":



_____ is a cow.



_____ is a book.



_____ is a goat.



1. Read, write and match with the pictures:

The goat eats grass.

Grass is green.



The cow gives milk.

Milk is white.

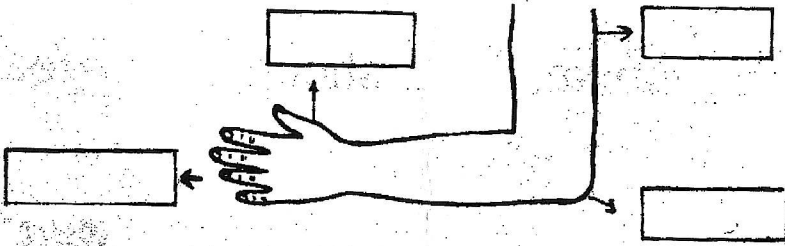


2. Complete these sentences: " white, green ".

Grass is _____.

Milk is _____.

Write a word in each box "arm, elbow, hand, finger"



Read, write and match with the pictures:

That's your foot.

That's your arm.

That's your elbow.

That's your head.



3. Fill in the blanks:

That is my _____

1. Write sentences using these words:

cow, horse, sheep, goat


a. The cow eats grass.



b.



c.




d.



2. Fill in the blanks using these words: " green, white ":


Grass is _____



Milk is _____



A parrot is _____



Chalk is _____



1. Read and write:



eating



drinking

2. Read, write and match with the pictures:

She is drinking.



He is eating.



3. Fill in the blanks with: " He, She ":

_____ is eating.



_____ is drinking.




1. Read and write:



sky



wood



sunflower


2. Read, write, and match with the pictures:

The sky is blue.



Wood is brown.

A sunflower is yellow.



3. Fill in the blanks:

The sky is _____.

1. Read and write:

ing



walking



running

2. Read, write and match with the pictures:

The teacher is walking.



The child is running.

3. Fill in the blank:

The boy is



1. Read and write:



jackal.

lion.

2. Fill in the blanks with these words: " blue, yellow, green, brown, white ":

Grass is _____.

Milk is _____.

The sky is _____.

A sunflower is _____.

Wood is _____.

3. Write a word for each letter:

j: _____

k: _____

l: _____

1. Fill in the blanks using these words: " drinking, walking, eating, runing "

He is _____.



She is _____.



He is _____.



The teacher is _____.



2. Write the missing words or numbers:

1 2 3 4 5
one two three four five

1 2 3 4 5

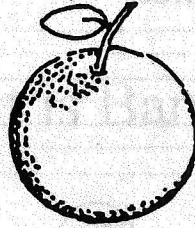
6 7 8 9 10
six seven eight nine ten

_____ _____ _____ _____ _____
six seven eight nine ten

1. Read and write:



monkey



orange

2. Read, and match with the pictures:

What colour is hair?

Hair is black

What colour is blood?

Blood is red.



3. Write a word for each letter:

m


l

o

1. Read and write:

gh

gh



coughing

2. Read, write and match with the picture:

Bano is coughing.

Aslam is coughing.



3. Answer these questions:

What colour is hair?

What colour is blood?

1. Answer these questions:

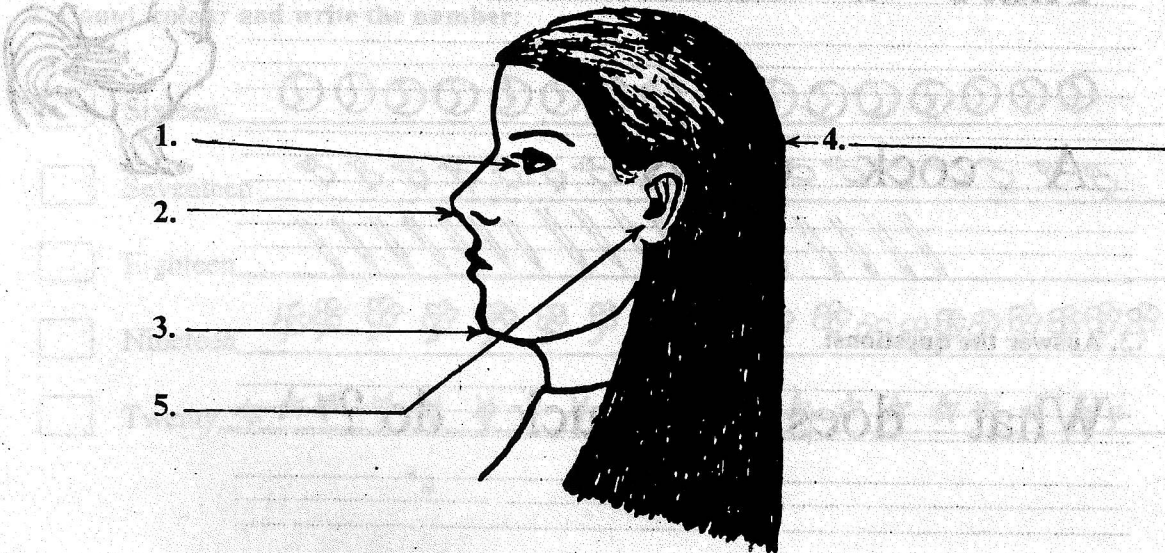
What is Aslam doing? What is Bano doing?



Aslam is _____.

Bano is _____.


Write a word in each number: "nose, eye, ear, chin, hair"



1. Read and write:



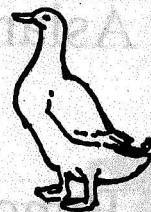
duck



parrot


2. Read, write and match with the pictures:

That's a duck.



A duck quacks.

That's a cock.



A cock crows.

3. Answer the questions:

What does a duck do?

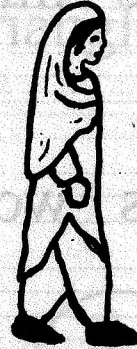
1. Answer the questions using:

Yes, she is. Yes, he is.

Is she coughing?








Is she walking?



Is he running?



2. Count, colour and write the number:

- Sixteen 
- Seventeen 
- Eighteen 
- Nineteen 
- Twenty 

1. Answer the questions using: No, it's not:

Is grass red ?



Is milk black ?



Is wood blue ?



Is the sky yellow ?



Is a sunflower white ?




2. Read and write:

Saturday, Sunday, Monday, Tuesday

Wednesday, Thursday, Friday

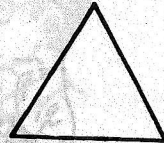
1. Read and write:



circle,




square,



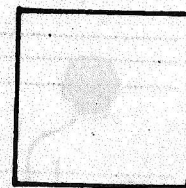
triangle

2. Read, write and match with the pictures:

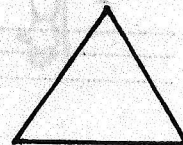
It's a circle.




It's a square.



It's a triangle.




3. Write the first letters in the blanks:



ircle

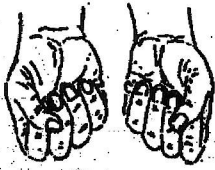


quare



riangle

1. Read and write:



Close



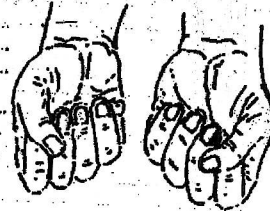
Open

2. Read, write and match with the pictures.:

Close your hands.



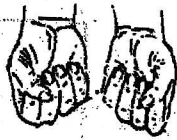
Open your hands.



3. Look at the pictures and write the words:



_____ your hands.



_____ your hands.

1. Read and write:



saw




train



uncle

2. Read, write and match with the picture:

Put your right hand up.



Put your left hand down.



3. Write words that start with:

s:

t:

u:


1. Read and write:

Have

have

2. Answer the question:

Do you have a cat or a dog?



I have a _____


3. Fill in the blanks:

She has a _____




4. Answer the question:

Do you have a cat or a dog?



1. Read and match:

a. Do you have a dog?



No, I don't have a dog.

I have a cat.

b. Do you have cat?

No, I don't have a cat.




I have a dog.

2. Answer the question using "No":


Do you have a duck?

1. Answer the question write: "square, circle, triangle"


What's this?



What's this?



What's this?



2. Fill in the blanks with "left or right"


Put your _____ hand up.




Put your _____ hand up.



1. Read and write:



big.



little




2. Read, write and match with the pictures:

An elephant is big.

A cat is little.

A lion is big.

A parrot is little.



3. Answer the questions:

Is a cat little or big?

1. Read and write:



left foot



right foot

2. Complete the sentences with " left foot " or " right foot ":

It's my _____.



It's my _____.



3. Answer the questions:

Which one is a square ?

Number _____

1

Which one is a circle ?

Number _____

2

Which one is a triangle ?

Number _____

3

1. Read and write:



bananas

2. Answer the question:

What are we eating ?



We

3. Read and match with the pictures:

a. Do you have a cat ?

Yes, I have a cat



b. Do you have a cat ?

No, I have a dog



1. Touch and read:

10	20	30	40	50
60	70	80	90	100


2. Fill in the blanks with: " big or little ":

An elephant is _____.

A parrot is _____.

A cow is _____.

A cat is _____.



3. Read and write:

10-ten 20-twenty 30-thirty 40-forty 50-fifty.

____-ten ____-twenty ____-thirty ____-forty ____-fifty.

60-sixty 70-seventy 80-eighty 90-ninety 100-hundred.

60 _____ 70 _____ 80 _____ 90 _____ 100 _____

1. Circle ten, thirty and fifty:

10

20

30

40

50

2. Answer the questions:

Is an elephant big or little?

Is a parrot big or little?

Is a duck big or little?

Is a lion big or little?

3. Complete the sentences using: " right foot or left foot ":



It's my _____ . It's my _____ .



1. Answer the questions:

Are these bananas ?

Yes, these are _____.

Do you like bananas ?

Yes, I like _____.

Do you eat bananas ?


Yes, I eat _____.

2. Write a sentence using: " yellow ":



Bananas are _____.


1. Read and write:



bouncing



washing



sawing

2. Read, write and match with the pictures:

You are bouncing a ball.



You are washing your hands.

You are sawing wood.



3. Answer the question:

What am I doing ?

I'm _____ my _____.



1. Read and write:

Same


same

2. Read write and match with the pictures:

a. This is a bus.




Is this the same?



No, it's not the same.

b. This is a bus.



Is this the same?



Yes, it's the same.

1. Read and write:

Can Can

can can

2. Read, write and match with the pictures:

a. Can you touch the floor?



Yes, I can.

b. Can you touch the sky?



No, I can't.

3. Answer the question:

Can you touch the ceiling?



1. Read and write:

Which

which

2. Read and answer the questions:

What do I have?

Do you want a banana?



Which one do you want?

3. Read write and answer the question:

This is a bell.



Is this the same?



1. Write the missing word or number:

11 12 13 14 15

eleven twelve thirteen fourteen fifteen

11 12 13 14 15

16 17 18 19 20

sixteen seventeen eighteen nineteen twenty


2. Answer the questions:

What is she doing?



She's _____

What is he doing ?



He's _____

What am I doing?



I'm _____

1. Answer the questions:

1. What am I doing ?



2. What is he doing ?




3. Can you touch the sky ?

4. Can you touch the floor ?



5. This is a cat.



Is this the same ?



1. Read and write:


first

second

third

2. Read, write and match:


The horse is first.



The monkey is second.



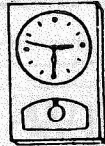
The jackal is third.



3. Answer the question:

Which one is first?


1. Read and write:



clock



wind



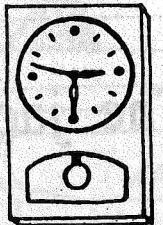

bee

2. Read, write and match:

The clock is ticking.

The wind is blowing.

The bee is buzzing.



3. Fill in the blanks:

The wind is _____.

1. Read and write:

ticking.

blowing.

buzzing.

2. Answer the questions:

What is the clock doing?

What is the bee doing?

What is the wind doing?

3. Fill in the blanks:

The clock is _____.

The bee is _____.


1. Read and write.

Hear

hear

2. Read and answer:

Can you hear the parrot ?



Can you hear the cow ?



Can you hear the monkey ?



3. Answer the question:


What can you hear ?

I can




1. Answer the questions and fill in the blanks:

a. Can you hear a bell ?



The bell is _____

b. Can you hear a clock ?



The clock is _____

c. Can you hear a bee ?



The bee is _____

Answer the questions and fill in the blanks:

1. Can you hear the cat?

.....
.....
.....




mooing, meowing

2. The cat is _____

.....
.....
.....

3. Can you hear the cow?

.....
.....
.....



mooing, meowing

4. The cow is _____

.....
.....
.....

5. Can you hear the lion?

.....
.....
.....



roaring, neighing

6. The lion is _____

.....
.....
.....

7. Which one is roaring?

.....
.....
.....



5
6
7

Answer these questions:

1. What are these ?



2. What are those ?



3. Where are your hands?



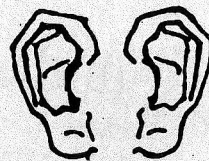
4. Where are your hands?



5. Can you touch your head ?

6. Can you touch the sky ?


7. What are these ?



1. What is the boy doing?




2. Is the ball big or little?




3. Is the left hand up or down?



4. Is the right hand up or down?



5. Is the blackboard here or there?



6. Is the book here or there?



7. Is the boy walking or running?



Answer the questions:

1. What is the girl doing?




2. What is the boy doing?



3. What is he doing?



4. What are we doing?



5. Do you like bananas or oranges?



6. What colour is a banana, yellow or red?



7. What is the man eating?



8. What is the baby drinking, milk or water?




Answer the questions:


1. What is the man doing? laughing or roaring




2. What is the lion doing? laughing or roaring



3. What is the horse doing? barking or neighing



4. What is the dog doing? barking or neighing



5. Do you have an elephant or a dog?



6. Do you have a dog or a cat?




7. Which foot is up? the left or the right?



8. Which foot is down? the left or the right?

Answer the questions.

1. Is the teacher here today ?



2. Who is here today, the boy or the girl ?



3. What is the first day of the week? Saturday or Sunday?

4. What is the second day of the week? Saturday or Sunday?

5. What is the third day of the week? Sunday or Monday?

6. Do you want a big or a little parrot ?

7. Do you want a brown or a white dog ?

8. Do you want a black or a white cat ?

Answer the questions:

1. Is it his or her whistle?



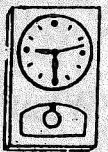
2. Is it his or her bell?




3. What's the baby doing? laughing or crying?



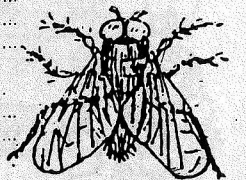
4. What's the clock doing? ticking or blowing?




5. What is blowing? the bell or the wind?




6. What is buzzing? the bee or the parrot?


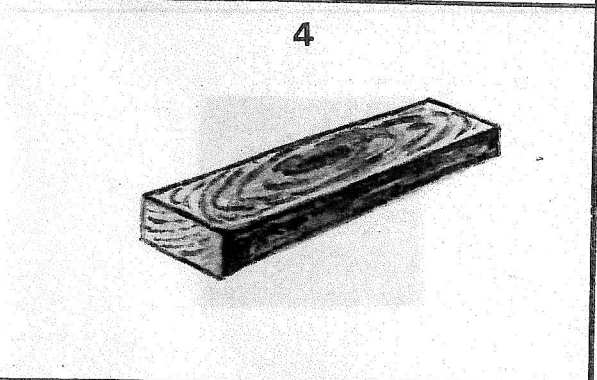











7. Are these the same?



8. Are these the same?







A, a

B, b

C, c

D, d

E, e

F, f

G, g

H, h

I, i

J, j

K, k

L, l

M, m

N, n

O, o

P, p

Q, q

R, r

S, s

T, t

U, u

V, v

W, w

X, x

Y, y

Z, z