


عملی ریاضی

(پرومپی حصہ)

د اول جماعت د پارہ




اپن - ویلیو - ایف - پی - ٹیکسٹ بک بورڈ پبلیشر



عملی ریاضی

(پرومبی حصہ)


د اول جماعت د پارہ



این - دلیو - ایف - پی - ٹیکسٹ بک بورڈ پٹنور



دې ماحول كښې رنگونه وښايئ!



عملي رياضي (پښتو)

ټول حقوق د اېن-دبليو-اېف-پي ټېكسټ بک بورډ په حق كښې محفوظ دي

د وفاقي وزارت تعليم د چيټي نمبر III-PEP-92/9-4-No. F مطابق
منظوره كړې شوې ده -

دا كتاب د تعليمي كال 1998-99 د بعضي ضلعو د ټولو

پرائمری سکولونو د پاره د تجربياتي نصابي كتاب په طور

- نظامت تعليم پرائمری صوبه سرحد

- اين - دبليو - اېف - پي ټېكسټ بک بورډ او

- پاک - جرمن اداره د تکنیکی امداد د پاره

په مشترکه تعاون تيار كړې شوې ده -

مصنفين :- مسز شاهده بانو ، مسز تسنيم حفيظ ، سراج محمد ،

ارشاد علي ، اياز خان ، نصير احمد

مطبع - ميسرز پاور پرنټرز - پشاور

د زیر رنگ په خیزونو باندې دا (✓) نخښه وکړئ:




2

د سور رنگ په خیزونو دا (✓)، او په شین رنگ دانخښه (X)، وکړئ او اسمانی رنگ خیزونو نه دا (O) تاو کړئ!




د زیر رنگ خیزونو باندې دا (✓)، او سور رنگ خیزونو باندې دانخښه (X)، وکړئ او اسمانی رنگ خیزونو نه دا (O) چاپېزه کړئ!




3

جائزہ 1،


د زہر رنگ خیز بانڈی دا نخبہ «x» وکری!




د شین رنگ خیز بانڈی دا نخبہ «x» وکری!





د سور رنگ خیز بانڈی دا نخبہ «x» وکری!



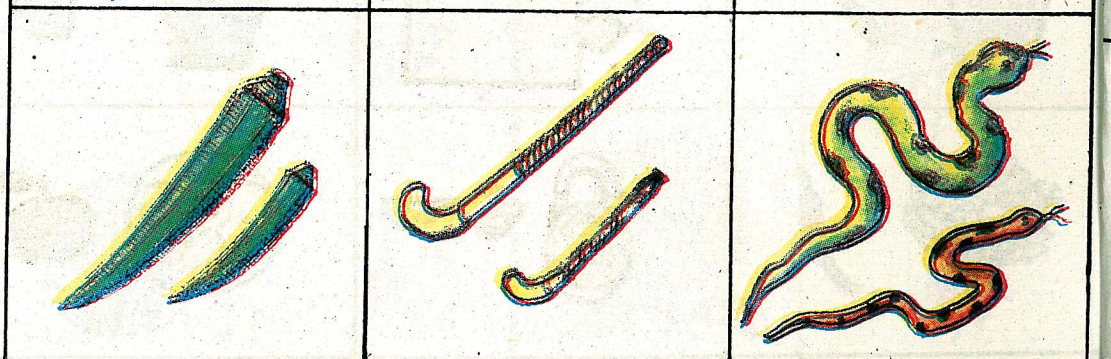
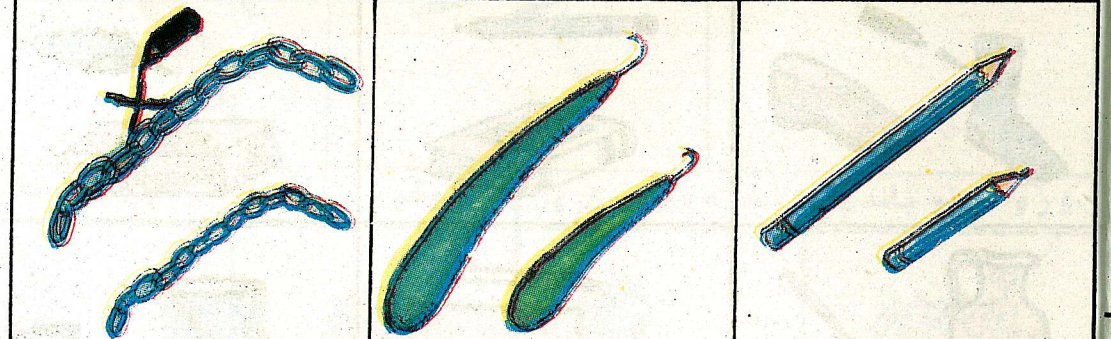
اسمانی رنگ خیز بانڈی دا نخبہ «x» وکری!



ورکوٹو خیزونو بانڈی دا نخبہ «✓» وکری!



اوردو خیزونو بانڈی دا نخبہ «x» وکری!




جائزہ 2

لوری جینی باندی دا نخبہ (✓) وکری!




وپی اندر پایہ باندی دا نخبہ «x» وکری!




اوردو خیزونو باندی دا نخبہ «✓» وکری!



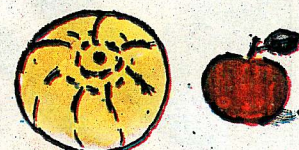


سپکو خیزونو باندی دا نخبہ «x» وکری!



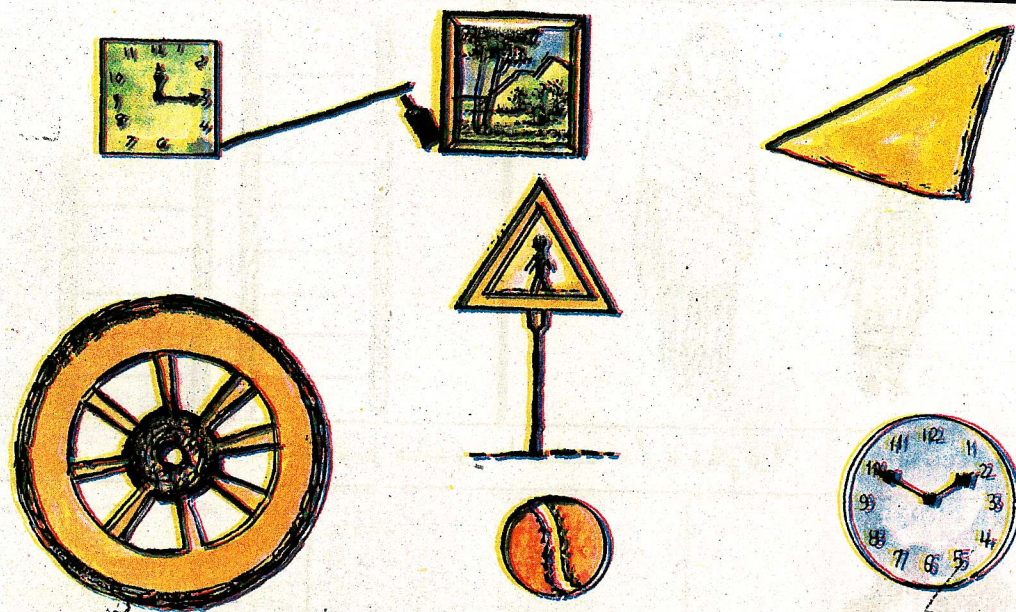
اوجتو خیزونو باندی دا نخبہ «✓» وکری!



سپکو خیزونو باندی دا نخبہ «✓» وکری!



یو شان شکله خیزونه د کرښې په ذریعه یوځای کړئ!




غټ شکل باندې دا نخښه (✓) او وړکوټی شکل باندې دا نخښه (x) وکړئ.

هر قطار کېښې یوشان شکله خیزونو باندې دا نخښه «x» وکړئ!







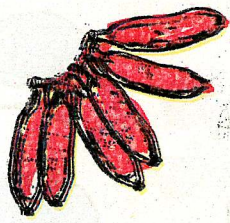



ایا دھر بیوزی (پر پر کی) دپارہ گل موجود دے۔ ذکر بستی پہ ذریعہ ئی یو خانی کری۔







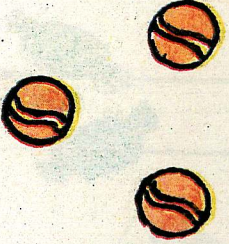
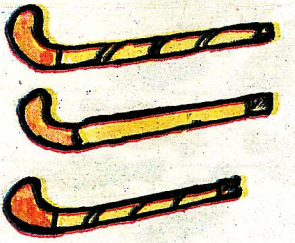

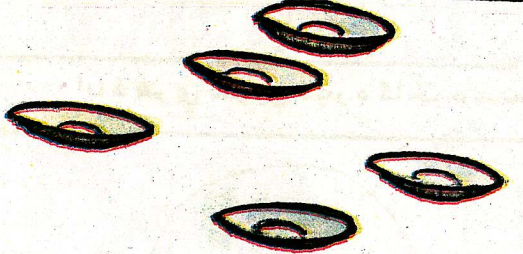


یادھر ساه لرونکی دخوراک دپارہ یو خیز موجود دے؟ خوراک سرہ ئی ذکر بستی پہ ذریعہ یو خانی کری۔



کومه خانه کېښې چې ډېر څيزونه دي، دا نخښه (✓) پرې وکړئ!


هر شيز خپل متعلقه شيز سره يوځای کړئ او په شمېر کېښې د برابر وڅيزونو خانه کېښې دا نخښه (✓) وکړئ!



کوم گلدان چي ٻيڙ گلونه لري، دا نخبنه (✓) پري وکري!




کم خيزونو والا تصوير باندي دا نخبنه (✓) وکري!





ايا د هري سويي دپاره گاخره شته؟ د کړنښي په ذريعه ئي يو ځاني کړئ.






هر يو گل نه دائره چاپېره کړئ!



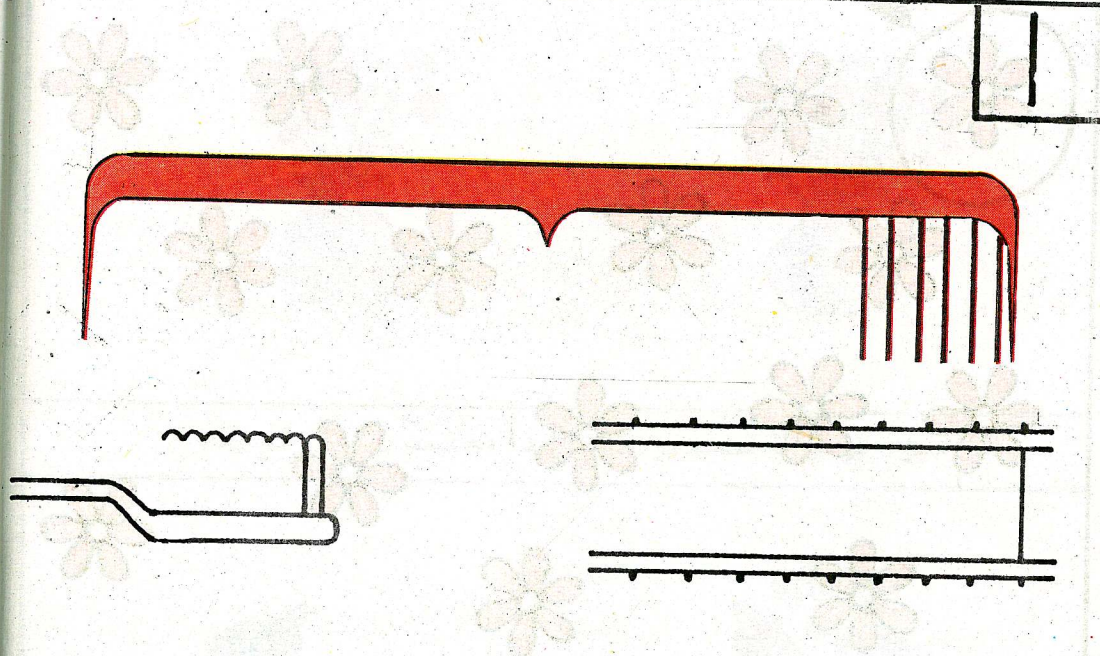
يو خيز عدد سره د کړنښي په ذريعه يوځاني کړئ!



1




گزيني مکملې کړئ او عدد وليکئ!

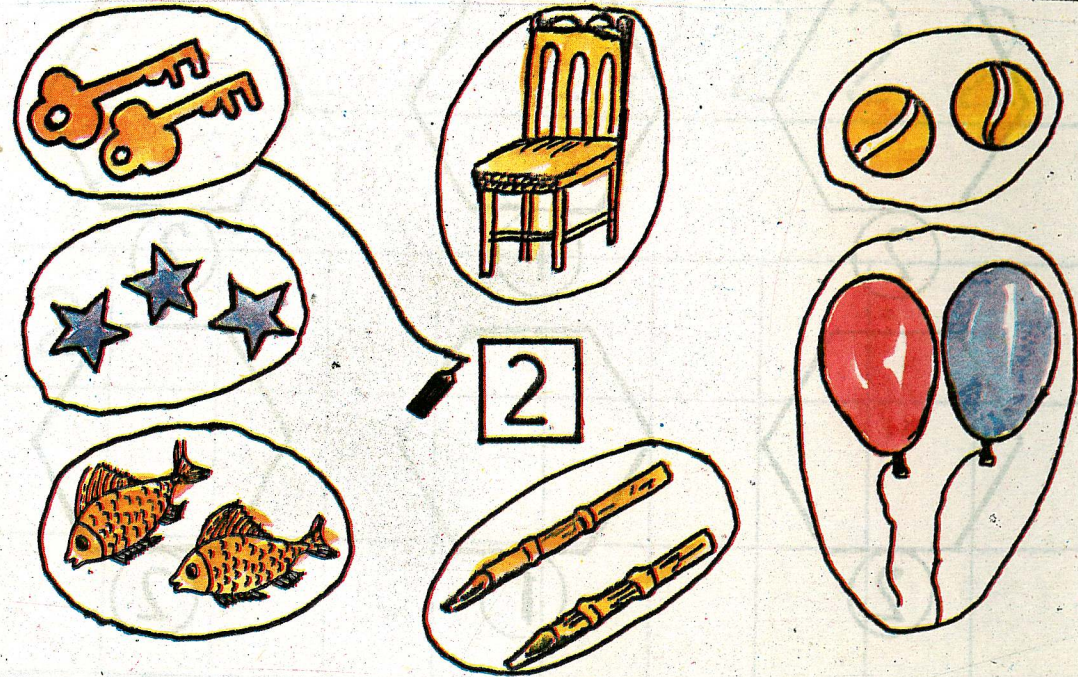


Counting practice area with a row of 10 arches, a row of 10 vertical dashed lines, and a 2x5 grid.




د دوو بېوزو (پرپرکو) نه دائره تاو کړئ!



د دوو خيزونو گروپ عدد سره يوځای کړئ!

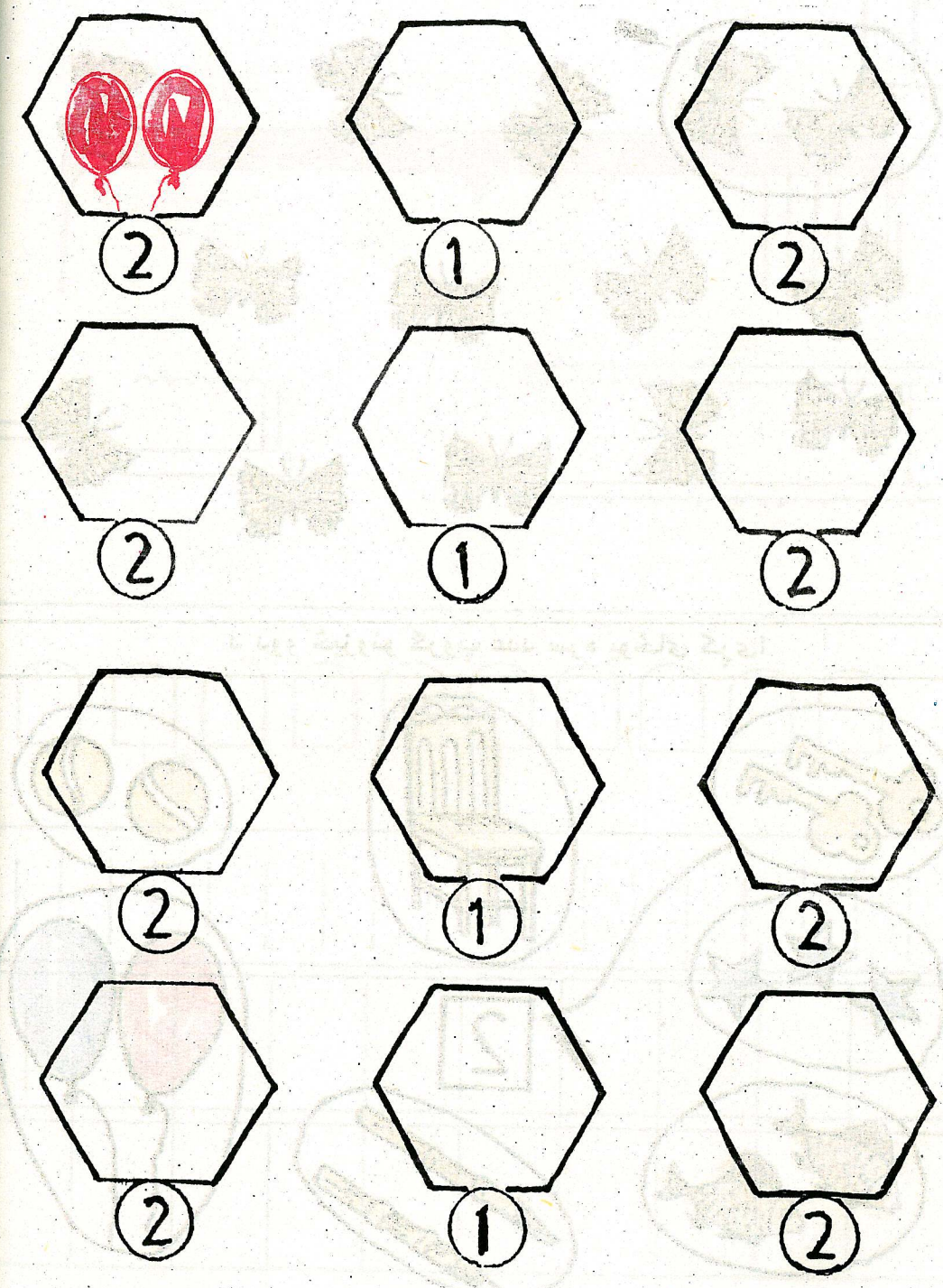


نقطی خیلو کیسی یو خانی کری او عدد مکمل کری

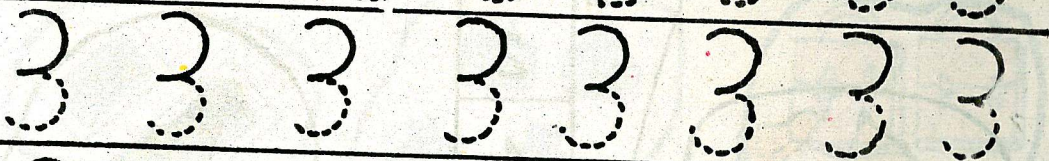

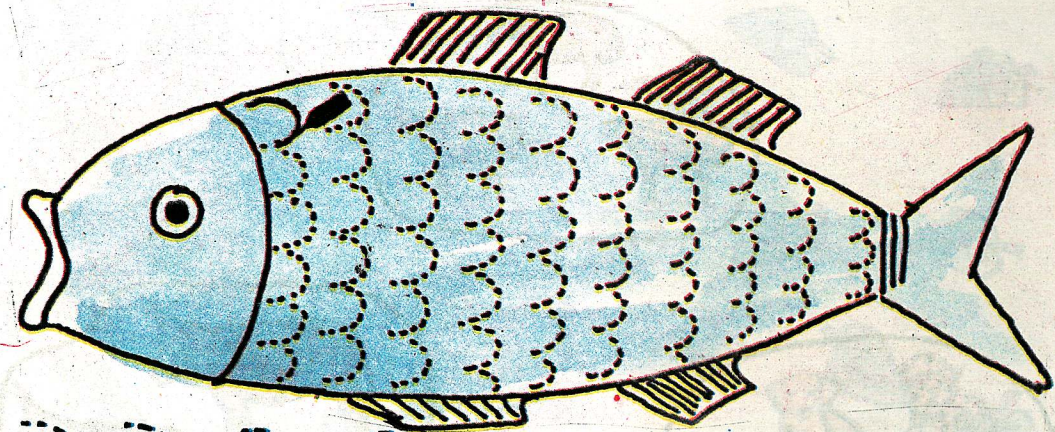


2									

دور کرے شوی عدد مطابق د پوکنرو تصویر ونه جوړ کری




نقطې يوځای کړئ او عدد مکمل کړئ!




3							

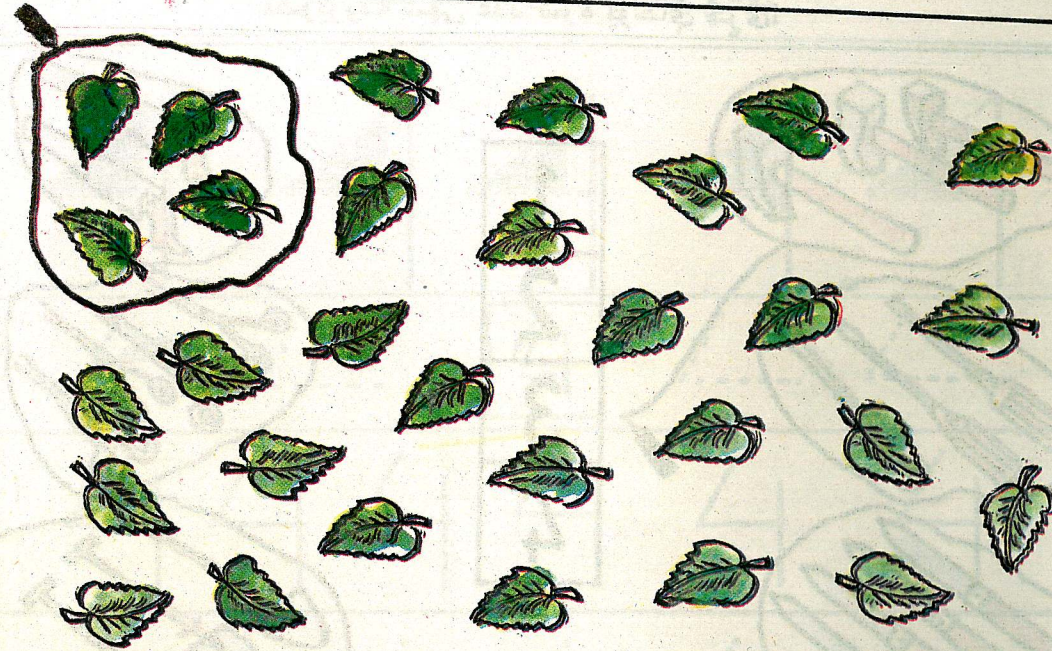
د درېوو درېوو څيزونو نه دائره تاو کړئ!




د (3) عدد د څيزونو سهی گروپ سره يوځای کړئ!





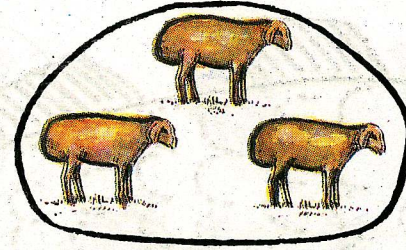
د څلورو پانډو نه دائره تاو کړئ!






د څلورو څيزونو گروپ د ورکړکې شوی عدد سره يوځای کړئ!



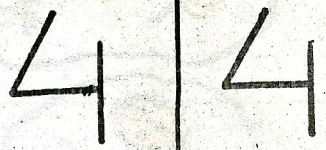


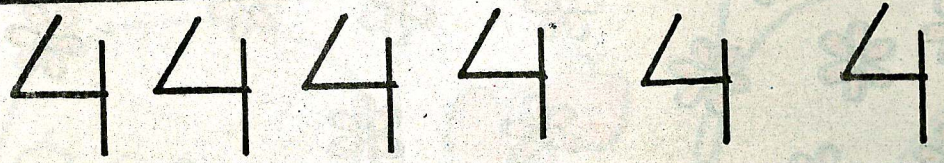

هر گروپ سهی عدد سره يوځای کړئ!



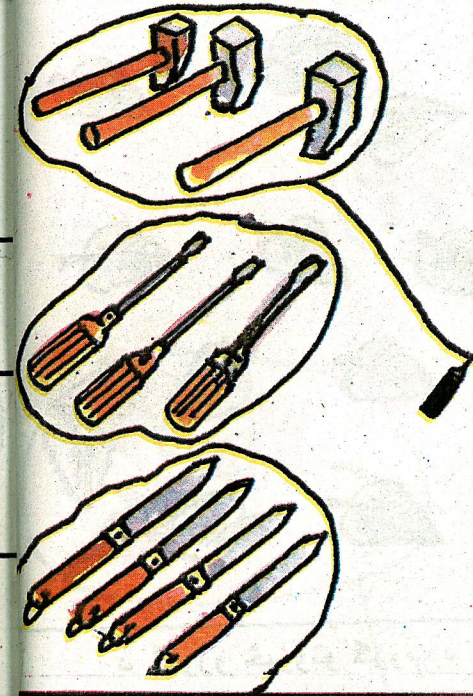
2
1
3



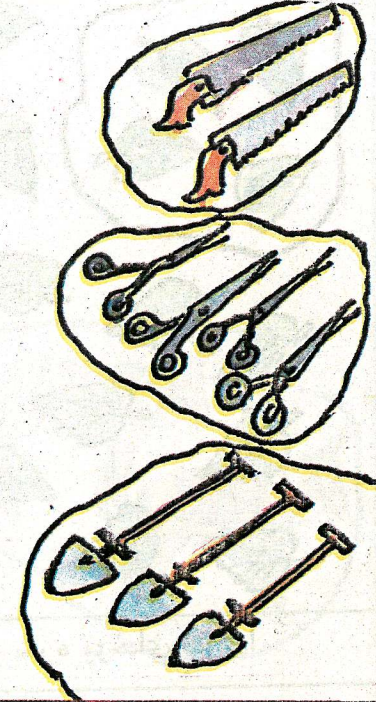
نقطی یوځای کړئ او عدد مکمل کړئ!




تصویرونه سہی عدد سره یوځای کړئ!



- 1
- 2
- 3
- 4



هره ځانه کېنې د ورکړل شوی عدد مطابق منږې جوړې کړئ!





4


3

2

4



پینځو پینځو گلونو نه دائره تاؤ کړئ!




عدد (5) د څیزونو گروپ سره یوځای کړئ!

--	--	--	--	--

5

هر گروپ کښې د عدد مطابق څیزونه مکمل کړئ!



5

د عدد مطابق څیزونه رنگ کړئ!

5					
4					
3					
2					
1					

نقطی یوخای کرئ، شکونه او عددونه مکمل کرئ!

خیزونه و شمارئ او سهی عدد نه دائره تاؤ کرئ!


د هر گروپ خیزونه و شمارئ او سهی عدد ورته مخامخ ولیکرئ!

1					

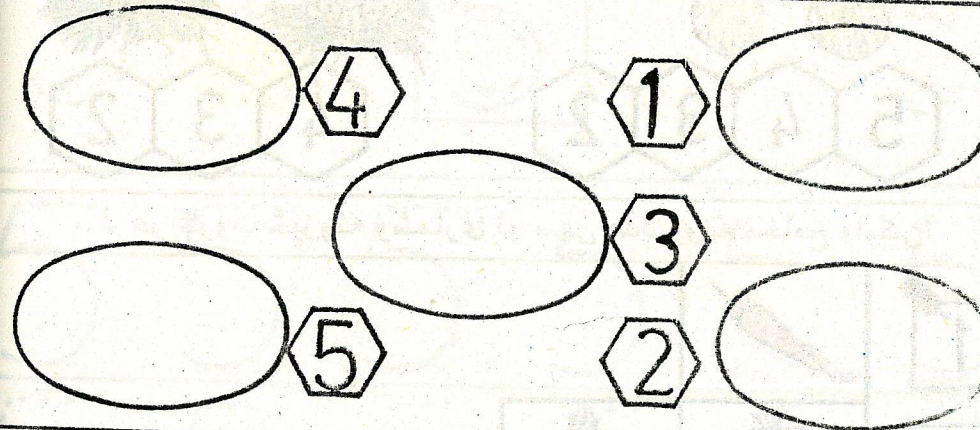
5	5	5	5	5	5
5	5	5	5	5	5
5	5				
5					

جائزہ (4)


خیزونہ و شماری او سہی عدد ولیکری!





هره خانه کتبی د ورکری کے شوو عددونو مطابق بالونه جوڑ کری!




هره خانه کتبی د خیزونو گروپ سہی عدد سرہ یو خای کری!




د ورکری کے شوو نمونو مطابق شکلونہ جوڑ کری!




شپږو شپږو شيزونو نه دائره تاؤ كړئ!



د شپږو گلونو گلدان د 6 عدد سره يوځای كړئ!





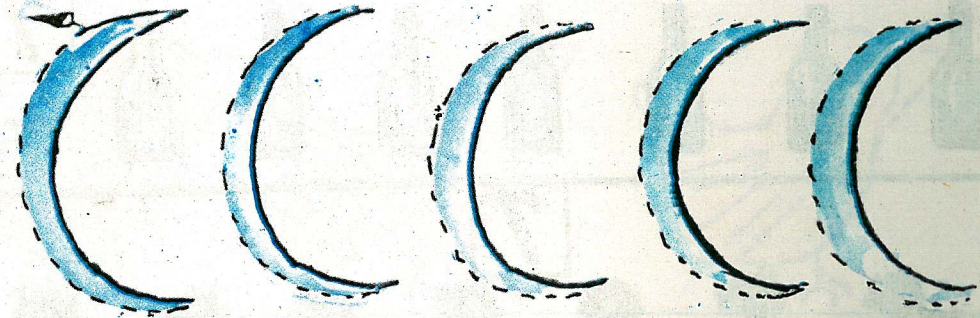
عددونه په ترتيب وليکن!



خالی خانه کښي د ترتيب مطابق سهي عدد وليکن:

2	3	1		4		3	
1		3		2			
	3			4		2	
1				1			

نقطی یوخی کری، شکلونه او عدد مکمل کری!



6				
6				





هره خانه کښې د عدد مطابق شکلونه پوره کری!

6	6	6	6

د هر گروپ غوزان و شمارئ او عدد سره ئې یوخی کری!


1	2	3	4	5	6
---	---	---	---	---	---

نقطې یوځای کړئ، شکونه او عدد مکمل کړئ!




7					


د یوشان اووه څیزونو قطار ته مخامخ دا نخښه (✓) وکړئ!

















7





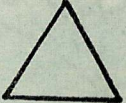



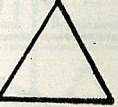
















7







شکلونه و شمارئ او هره خانه کښې نې عدد وليکئ!







		

هره خانه کښې د ورکړې شویو څيزونو گروپ سهی عدد سره يوځای کړئ!

- 5
- 7
- 6

هره خانه کښې د ورکړې شوی عدد مطابق د څيزونو شمېر مکمل کړئ!

7

د وزکر کے شوو عددونو مطابق شکلونه تور کری!

8								
5								
7								
4								
8								
3								
6								

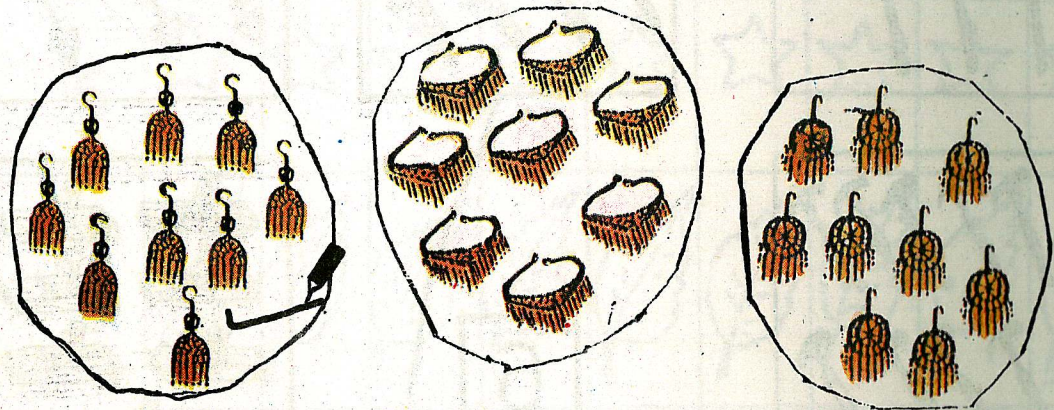
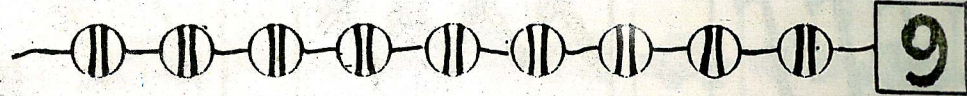
هره خانه کینبی د ماشومانو د شمیر مطابق سهی عدد نه دائره تاؤ کری!

3 1 2	4 5 3	7 4 3
3 4 5	6 8 7	8 1 7

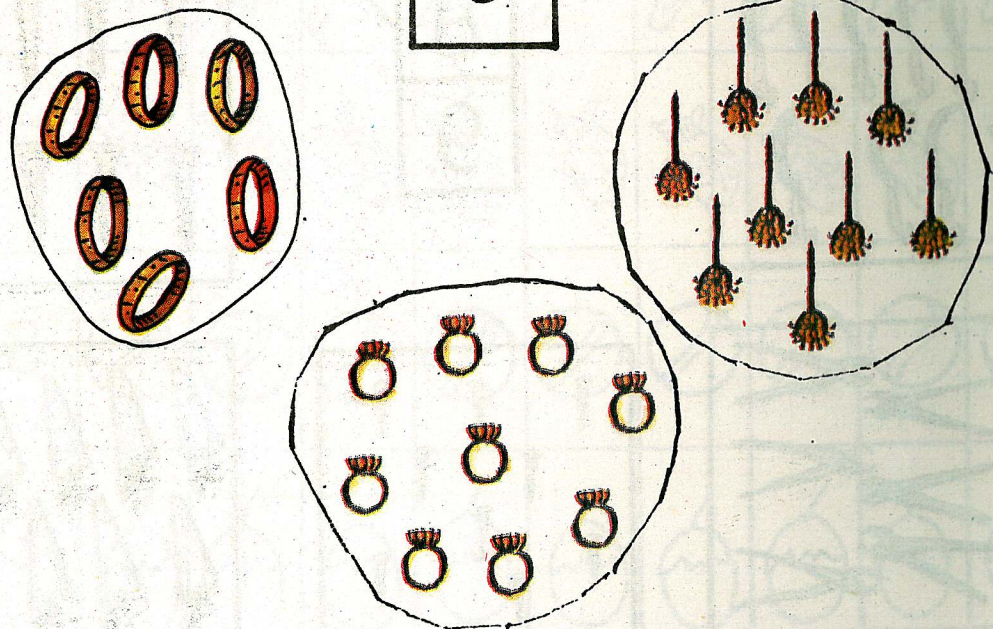
کوم قطار کینبی چپ اته پانرې وی ، دا نخینه (✓) پرې وکړئ!

	8



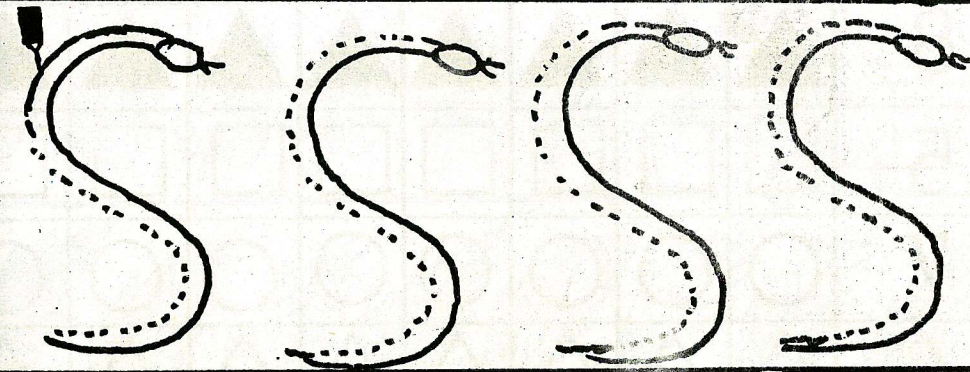
د نهو څيزونو گروپ باندې دا نخښه (✓) وکړئ!



9





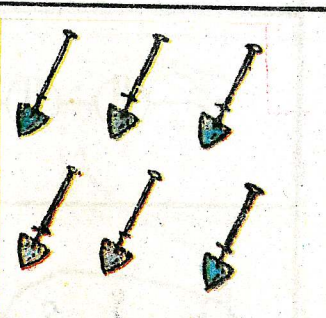

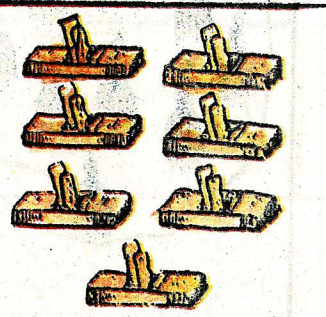







نقطې يوځای کړئ، شکلونه او عدد مکمل کړئ!



هر قطار كنبې د ورکړې شوي عدد مطابق څيزونه توري کړئ!

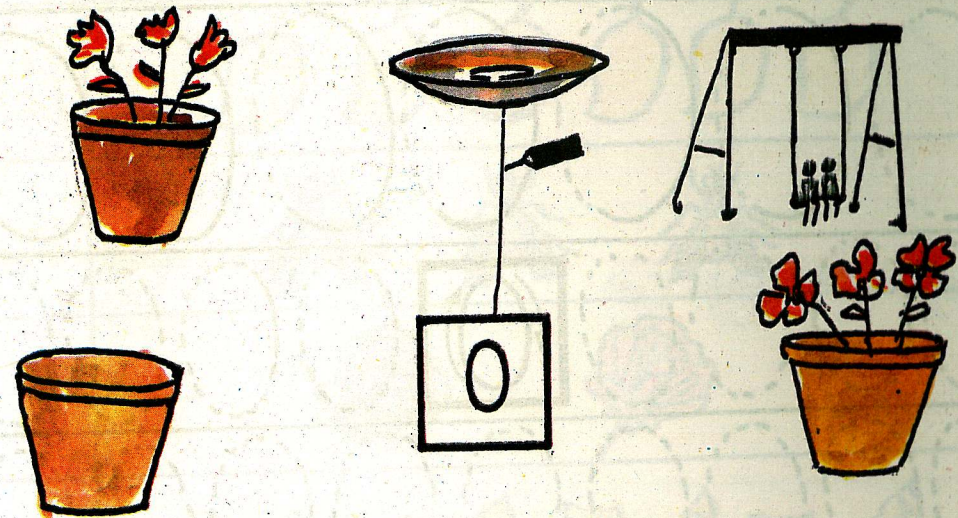

9									
6									
9									
7									
5									
8									
3									

د څيزونو گروپ سهي عدد سره يوځای کړئ!





		
		
		
		

- 6
- 7
- 8
- 9




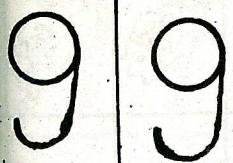


هغه تصوير عدد سره يوځاي کړئ چې صورت حال ئی د عدد مطابق وي!



0



نقطې يوځاي کړئ او عدد مڪمل کړئ!


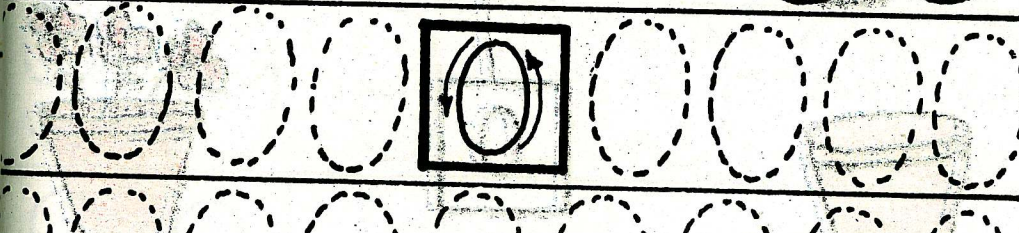




د هر گروپ تصویرونه و شماری او ورته مخامخ خانه کېښې ئې تعداد ولیکئ!

7-



نقطې یوځای کړئ او عدد مکمل کړئ!







جائزہ، 5









د ورکڑے شوو عددونو مطابق خانہ رنگ کریں!

									9
									3
									5
									1
									6
									8
									2
									0
									4
									7

د ورکڑے شوو عددونو مطابق د خیزونو شمیر مکمل کریں!

	
9	6
	
7	8

هر قطار کنبہ د پکو شوو خانو مطابق عددونه ولیکن!


	
	
	
	

تصویرونه سہی عدد سرہ یو خاں کریں!

1 

2 

3 

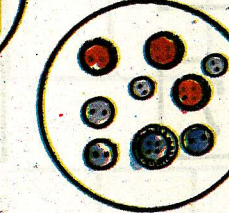
4 

5 

6 

7 

8 

9 

خالی خانو کښې ورپسې عددونه ولیکن!

3	4	5		2	
6		4		7	
0		8		1	


2		4	6		8
---	--	---	---	--	---

5			7		
---	--	--	---	--	--

4			0		
---	--	--	---	--	--

0	1				5		7		
---	---	--	--	--	---	--	---	--	--

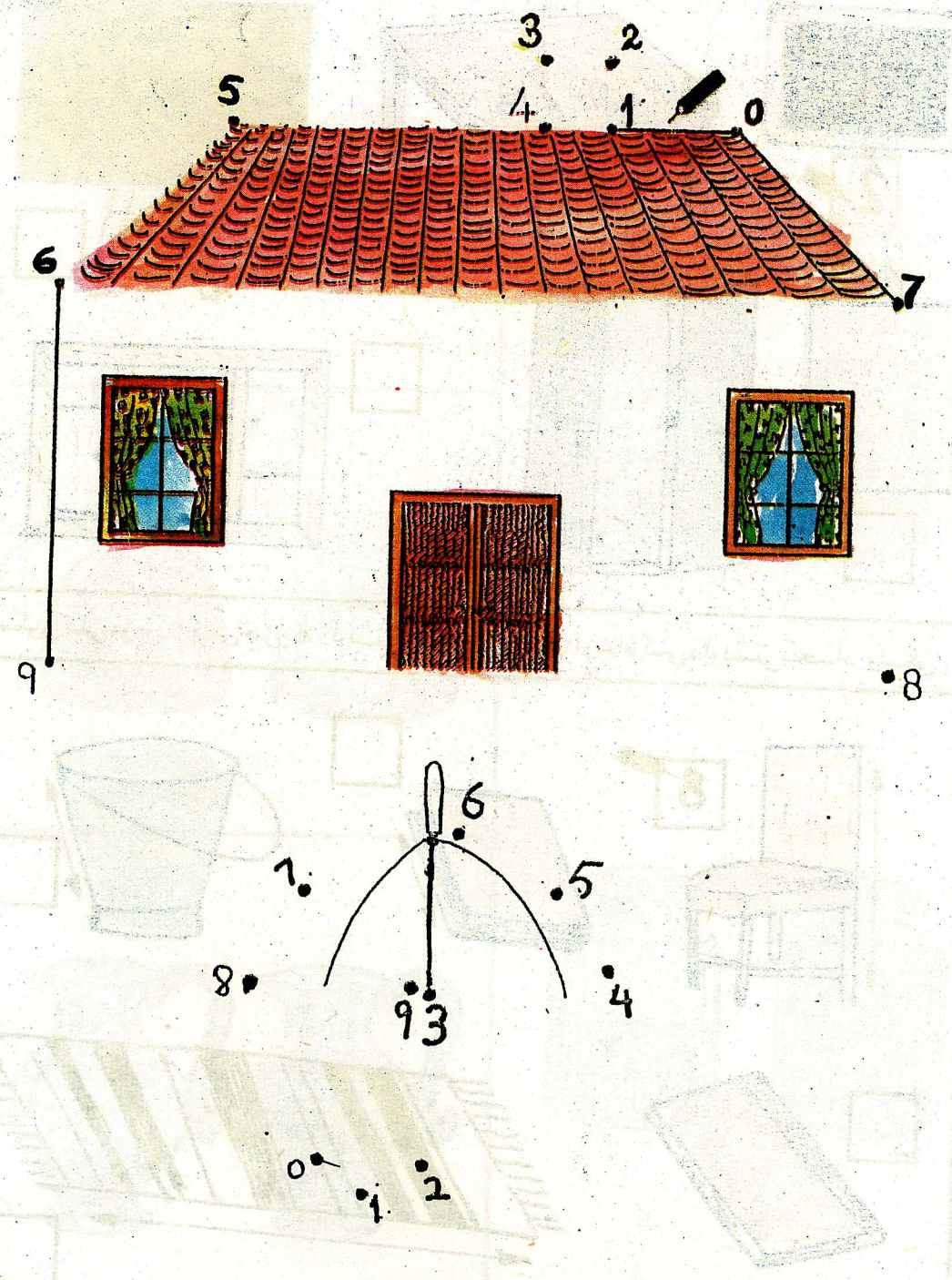
هره خانه کښې د زیاتو ورکړې شوو څیزونو دپاره عددونه ولیکن!



لوږې عدد باندې دا نخښه (✓) وکړئ!

5	9	5	4	6	8
9	1	4	7	5	3
6	3	9	7	8	2

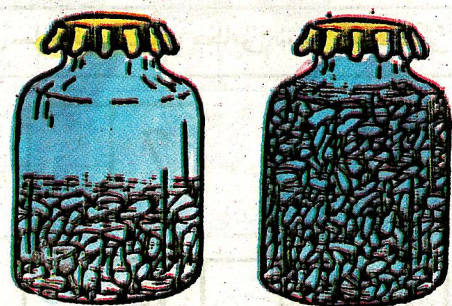

د عددونو نقطې د ترتیب مطابق یوځای کړئ او شکل مکمل کړئ!




هره خانه کېنې ورکړې شوی عدد نه مخکېنې عدد وپکړئ!

3 2	7	5
6	4	2
1	9	8
9 8		
5 2		
6 3		


زیات پک شوو لوښو باندي دا نخښه (✓) وکړئ!




کمره کښې موجود لاندیني شیزونه دلوښتو په ذریعه ناپ کړئ او خانو کښې دلوښتو تعداد وپکړئ!






سکول کښې موجود لاندیني شیزونه دلوښتو په ذریعه ناپ کړئ او خانو کښې دلوښتو تعداد وپکړئ!




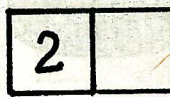


ورکړې کې شوې نمونې په کرښه جوړې کړئ!




هر د حصه کښې د موجودو شيزو نوم ناپې د لوبښتو يا لاس په ذريعه وکړئ او خانه کښې ټپې وليکئ!



زياتو ډک شوو لوبښو باندې دا نخښه (✓) وکړئ! خالي خانه کښې د ترتيب مطابق سهې عدد وليکئ!



تصوير ونو کښې د درجو ترتيب معلوم کړئ او خانه کښې ټي عددونه وليکئ




3



دو ټمه شمشتي د پينسل په ذريعه رنگ کړئ
















پينځمه شمشتي له سور رنگ وړ کړئ.

اتمه شمشتي باندې نقطې وليکئ















3


د ورکړې شوي عدد مطابق خيزونه جوړ کړئ او اخري خانه کېنې د ټولو خيزونو شمېر وليکئ!

		
<input type="text" value="2"/>	<input type="text" value="1"/>	<input type="text" value="3"/>
		
<input type="text" value="1"/>	<input type="text" value="2"/>	<input type="text"/>
		
<input type="text" value="2"/>	<input type="text" value="2"/>	<input type="text"/>
		
<input type="text" value="2"/>	<input type="text" value="3"/>	<input type="text"/>
		
<input type="text" value="3"/>	<input type="text" value="2"/>	<input type="text"/>

د هر گروپ نه لاندې خانه کېنې عدد وليکئ او اخري خانه کېنې ئې شمېر وليکئ!

		
<input type="text" value="2"/>	<input type="text" value="1"/>	<input type="text" value="3"/>
		
<input type="text"/>	<input type="text"/>	<input type="text"/>
		
<input type="text"/>	<input type="text"/>	<input type="text"/>
		
<input type="text"/>	<input type="text"/>	<input type="text"/>


عددي جملي وليکئ او سوالونه حل کری



$$1 + 2 = 3$$



$$\square + \square = \square$$




$$\square + \square = \square$$



$$\square + \square = \square$$








$$\square + \square = \square$$









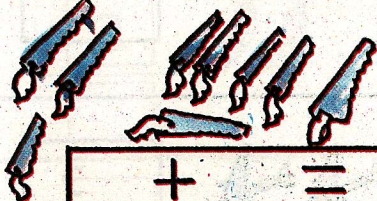
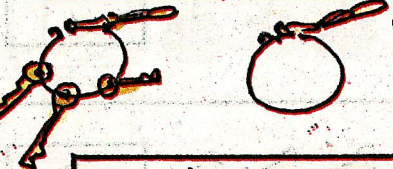

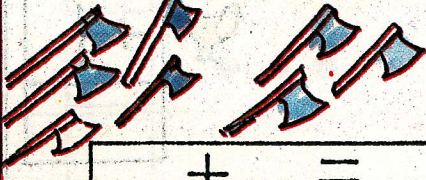


$$\square + \square = \square$$













هره خانه کتبي دڅيزونو شمېر وليکئ او اخري خانه کتبي ئې مکمل شمېر وليکئ!



گروپ کنبې د خيزونو تعداد وليکئ او جمع ئې کړئ!

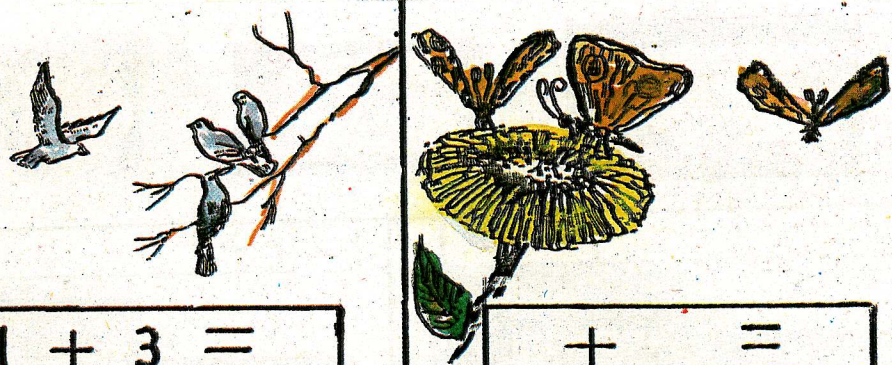
 $0 + 3 = 3$	 $\quad + \quad = ?$
 $\quad + \quad =$	 $\quad + \quad =$
 $\quad + \quad =$	 $\quad + \quad =$
 $\quad + \quad =$	 $\quad + \quad =$
 $\quad + \quad =$	 $\quad + \quad =$
 $\quad + \quad =$	 $\quad + \quad =$

گروپ کنبې د شکلونو تعداد وليکئ او جمع ئې کړئ!

 $4 + 3 = 7$	 $\quad + \quad =$	 $\quad + \quad =$
 $\quad + \quad =$	 $\quad + \quad =$	 $\quad + \quad =$
 $\quad + \quad =$	 $\quad + \quad =$	 $\quad + \quad =$
 $\quad + \quad =$	 $\quad + \quad =$	 $\quad + \quad =$


جائزہ 7،

د شیونو تعداد ولیکن او جمع نی کریں!

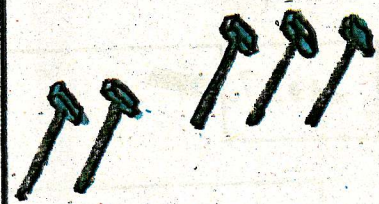


$$1 + 3 =$$

$$+ =$$



$$+ =$$



$$+ =$$

جمع کریں!

$$\begin{array}{r} 5 \\ + 2 \\ \hline \end{array}$$

$$\begin{array}{r} 2 \\ + 3 \\ \hline \end{array}$$

$$\begin{array}{r} \square \\ + \square \\ \hline \end{array}$$

$$\begin{array}{r} \square \\ + \square \\ \hline \end{array}$$

جمع کریں!

$$\begin{array}{r} 4 \\ + 4 \\ \hline 8 \end{array}$$

$$\begin{array}{r} 2 \\ + 2 \\ \hline \end{array}$$

$$\begin{array}{r} 3 \\ + 2 \\ \hline \end{array}$$

$$\begin{array}{r} 2 \\ + 4 \\ \hline \end{array}$$


$$\begin{array}{r} 4 \\ + 3 \\ \hline \end{array}$$

$$\begin{array}{r} 6 \\ + 3 \\ \hline \end{array}$$


$$\begin{array}{r} 3 \\ + 1 \\ \hline \end{array}$$

$$\begin{array}{r} 3 \\ + 3 \\ \hline \end{array}$$


د تصویرونو تعلق معلوم کړئ، خالی خانو کېنې عددونه ولیکن او یفریق ئې کړئ!




$$2 - 1 = 1$$



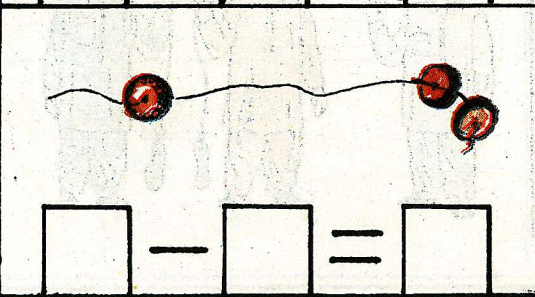
$$\square - \square = \square$$



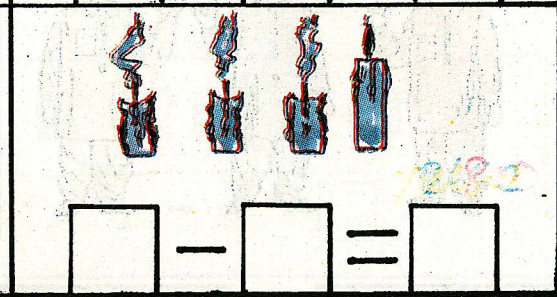
$$\square - \square = \square$$



$$\square - \square = \square$$



$$\square - \square = \square$$




$$\square - \square = \square$$

هره خانه کېنې ټولې نومره روپۍ دی، بکس کېنې سهی رقم ولیکن




7 روپۍ

روپۍ



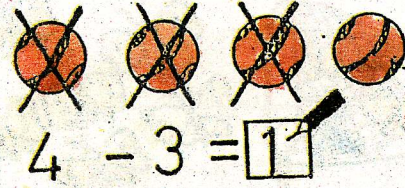
روپۍ




روپۍ

روپۍ

پہ خیزونو دا نخنبہ (x) ولکوی او تفریق ئی کریا



$$4 - 3 = \boxed{1}$$



$$5 - 2 = \square$$



$$2 - 1 = \square$$



$$5 - 3 = \square$$



$$4 - 1 = \square$$



$$3 - 2 = \square$$



$$5 - 1 = \square$$



$$3 - 1 = \square$$



$$4 - 2 = \square$$



$$5 - 4 = \square$$








$$3 - 2 = \square$$



$$5 - 3 = \square$$

د تصویرونو تعلق معلوم کریا او عددی قصی بیان کریا



خالی خانہ کنبی متعلقہ عدد ولیکن او تفریق ئی کریں!



$$6 - 4 = 2$$



$$7 - \square = \square$$




$$9 - \square = \square$$



$$8 - \square = \square$$



$$9 - \square = \square$$




$$6 - \square = \square$$



$$6 - \square = \square$$



$$7 - \square = \square$$




$$8 - \square = \square$$




$$9 - \square = \square$$

خالی خانو کنبی متعلقہ عدد ولیکن او تفریق ئی کریں!



$$7 - 2 = 5$$



$$8 - \square = \square$$



$$6 - \square = \square$$



$$9 - \square = \square$$



$$7 - \square = \square$$



$$6 - \square = \square$$



$$8 - \square = \square$$




$$9 - \square = \square$$

تفریق کریں!



$$\begin{array}{r} 9 \\ - 2 \\ \hline 7 \end{array}$$




$$\begin{array}{r} 5 \\ - 4 \\ \hline \square \end{array}$$



$$\begin{array}{r} 8 \\ - 3 \\ \hline \square \end{array}$$



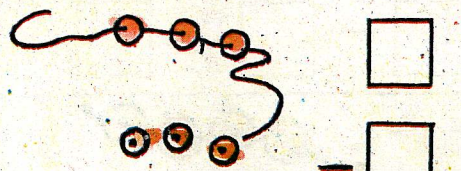
$$\begin{array}{r} 7 \\ - 3 \\ \hline \square \end{array}$$



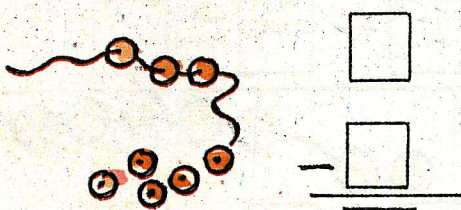
$$\begin{array}{r} 9 \\ - 5 \\ \hline 4 \end{array}$$



$$\begin{array}{r} \square \\ - \square \\ \hline \square \end{array}$$




$$\begin{array}{r} \square \\ - \square \\ \hline \square \end{array}$$



$$\begin{array}{r} \square \\ - \square \\ \hline \square \end{array}$$


گروپ کبھی د شکلونو شمیر ولیکن او تفریق نہ کریں!



$$6 - 2 = 4$$




$$\square - \square = \square$$



$$\square - \square = \square$$



$$\square - \square = \square$$




$$\square - \square = \square$$



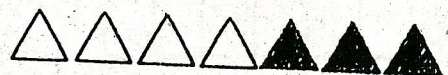
$$\square - \square = \square$$



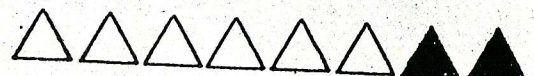
$$\square - \square = \square$$



$$\square - \square = \square$$



$$\square - \square = \square$$




$$\square - \square = \square$$



$$\square - \square = \square$$



$$\square - \square = \square$$




جائزہ 8.

تفریق کری




$$\square - \square = \square$$




$$\square - \square = \square$$



$$\square - \square = \square$$



$$\square - \square = \square$$



$$\square - \square = \square$$



$$\square - \square = \square$$






$$\square - \square = \square$$



$$\square - \square = \square$$



$$\square - \square = \square$$



3947

سیریل نمبر

مطبع - میسرز پاور پرنٹرز - پشاور

قیمت

9.25

تعداد

40,000