

AFGHAN BASIC
COMPETENCY
(ABC)
MATERIALS

Dari Language
Grade 1

*English translation of
general content and
practice*

Supplementary Language Materials – Translations

The General Format of Grade 1 Dari Lessons

Note that in the following pages, 'x' and occasionally 'y' and 'z' are used to represent letter forms in Arabic script. Note also that Arabic letters have different forms depending on a number of variables such as their position in the word or combination with what we recognise as separate vowels.

Lesson 1

Objective: reading and writing the letter x with its sounds/syllables

Say the name of the following pictures. (Pictures which start with the letter x in one of its different forms.)



Picture name



picture name



picture name

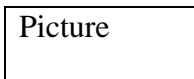


picture name

Practice – separate and joined form of the letter

x
xx

Practice writing and sounds of the letter



X X X






X X X



X X X

Join the picture to the correct sound



(X X X) 3 letter variations (X X X)3 letter variations (X X X)3 letter variations

Lessons 2-4 follow the same format but introducing new letter sounds

Lesson 5 is a review lesson as follows

Lesson number 5

Objective: review of letter sounds X,X,X,X (the letter sounds introduced so far)

Say the picture names and circle the correct sound

Picture

3 letter variations

Picture

3 letter variations

Picture

3 letter variations

Picture

3 letter variations

Picture

3 letter variations

Look at the picture and write the correct sound

Picture

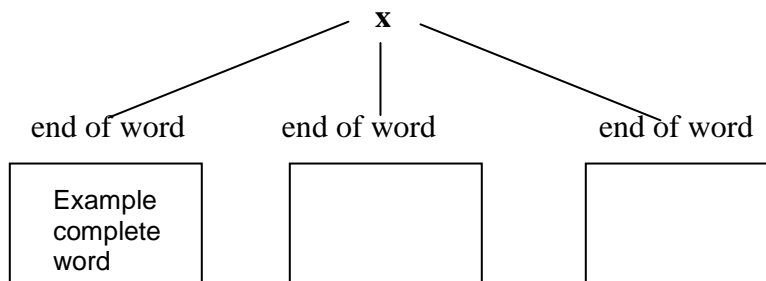
Picture

Picture

Picture

Picture

Complete the words using the letter X (one of the review letters)




Lesson 6 is an assessment as follows


Lesson number 6

Objective: assess reading, writing and identification of letter sounds X, X, X, X, (the letter sounds introduced so far)


Say the picture names and circle the correct sound




3 letter variations



3 letter variations



3 letter variations



3 letter variations

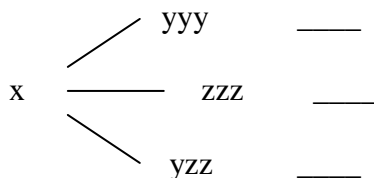
Name the pictures and write the correct sounds







Join the letter sound to the group of letters to complete the word. Follow the example



The lessons continue to introduce all the letters and sounds of the Dari alphabet. They use these letters to build up words and eventually phrases and short sentences up to lesson 55. The first parts of the lessons follow the same formats as above with pictures to introduce the new letter sounds and writing practice as in the first 4 lessons. From lesson 8 short sentences for reading are included. There are review and assessment lessons as above after each new group of letter sounds. In each new lesson there are from 5 to 7 exercises. Lessons 56 – 59 prepare for the next grade by beginning with an appropriate reading text followed by exercises. The practice exercises vary in format in all lessons. The following are examples of the different types:

Make the words by joining the letters



X - X - X - X XXXX



Y - Y - Y - Y _____



Y - Y - Y - Y _____

Look at the picture. Circle the correct word.



xxx (xxx) xx



xx xxxx xxx



xxxx xxx xxxx

Write the words in order (Simple sentence of four words jumbled)

Make the words by joining the letters

X	Y	X	X	Y	XYXXY
Y	X	X	Y	X	
Y	Y	X	X	X	

Look at the pictures and write the missing letter. Follow the example

Picture

Picture

Picture

Example, name complete

name - missing letter

name - missing letter

Read the sentences

Two short sentences using words already introduced

Choose the correct word from the box to complete the sentence

Three simple words

Three simple sentences subject, verb, object

Join the pictures to their names

picture

name

picture

name

picture

name

Complete the sentences

Simple three/four word sentences with one word missing and a picture clue to the missing word.

Look at the pictures and write the names



example







Circle the pictures that show the x sound



Write the words under the pictures

Box containing picture names



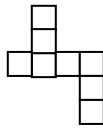




Join the phrases to make the sentences

Subiect. verb	→	verb. obiect
Subiect.		obiect
Subiect.		obiect
Subiect. verb		Verb. obiect

Simple crossword type puzzle with picture clues



Mark statements true or false

e.g. Pomegranate is green

Look at the picture and practise writing the name

Picture _____.

Picture _____.

Picture _____.

Simple Yes/No answer questions

Join the singular words to their plural forms

Draw lines to match the words in two lists

Choose the plural form from the box to write beside the singular word.

Box containing picture names

Singular word	_____
Singular word	_____
Singular word	_____
Singular word	_____
